










HAWKSWORTH WOOD  
PRIMARY SCHOOL

# EYFS

Long Term Curriculum



















# Long-term Curriculum at Hawksworth Wood Primary School



EYFS	Autumn 1	Autumn 2	Spring 1	Spring 2	Summer 1	Summer 2
<b>Overarching topic</b>	Guess who	To infinity and beyond	Our wonderful world	Helping hands	Down at the bottom of the garden	All aboard
<b>Link Texts</b>				<p>Non fiction books about People who help</p> 		
 <b>Writing</b>	<ul style="list-style-type: none"> <li>-writes and recognises own name</li> <li>-hears initial sounds in words</li> </ul>	<ul style="list-style-type: none"> <li>-writing some cvc words</li> <li>Beginning to write labels</li> </ul>	<ul style="list-style-type: none"> <li>-</li> <li>-Beginning to write captions</li> </ul>	<ul style="list-style-type: none"> <li>-writing sentences including phase 3 digraphs and trigraphs</li> </ul>	<ul style="list-style-type: none"> <li>-Beginning to use story language in own writing</li> </ul>	<ul style="list-style-type: none"> <li>-writing sentences with words spelt phonetically, including polysyllabic words</li> </ul>



outcomes						
Phonic Focus  Little Wandle Letters and Sounds revised	<b>Phase 1</b> Listening to environmental sounds and playing listening games  <b>Phase 2</b> Introduce phase 2 phonemes -blending vc words	<b>Phase 2/3</b> Introduce Phase 3 phonemes and consonant digraphs -read cvc words	<b>Phase 3</b> -Phase 3 phonemes -Consonant digraphs -beginning to read captions and labels	<b>Phase 3/Phase 4</b> -Reading CCVC and CVCC words -Consonant blends -Read captions and short sentences	<b>Phase 4</b> -Polysyllabic words -Consonant blends -read sentences with fluency	<b>Phase 4</b> -Increase reading fluency

 <b>PSED</b>	PSED – Managing self         <b>New Beginnings</b>  Recognising own value	PSED – Self regulation     <b>Getting on and falling out.</b>  How to deal with anger Emotions  Self Confidence  Build constructive and respectful relationships.	PSED – Building relationships     <b>Good to be me Feelings</b>  Learning about qualities and differences  Celebrating differences and Identify  Learning about own feelings socially and emotionally.	PSED – Managing self     <b>Relationships</b>  What makes a good friend?  Healthy me  Random acts of Kindness  Looking after pets & planet	PSED- Building relationships     <b>Looking after others</b>  Friendships  Dreams and Goals  Show resilience and perseverance in the face of challenge.	PSED – Self regulation        Taking part in sports day  Winning and losing  Changing me  Look how far I've come!
--	---	---	---	---	--	---



	<p>as an individual.</p> <p>Being me in my world</p> <p>Class Rule Rules and Routines</p> <p>Supporting children to build relationships</p> <p>Dreams and Goals</p>					
<p><b>Whole school event/ enrichment</b></p>	<ul style="list-style-type: none"> <li>o Macmillan Coffee Morning</li> <li>o World Poetry Day</li> <li>o World Mental Health Day</li> </ul>	<ul style="list-style-type: none"> <li>o Black History Month</li> <li>o Remembrance Sunday</li> <li>o Antbullying week</li> <li>o Children in Need</li> <li>o Diwali</li> <li>o Christmas</li> </ul>	<ul style="list-style-type: none"> <li>o World Religion Day</li> <li>o Holocaust Memorial Day</li> <li>o Safer Internet Day</li> <li>o NSPCC Number Day</li> <li>o Lunar New Year</li> </ul>	<ul style="list-style-type: none"> <li>o World Book Day</li> <li>o International Schools Day</li> <li>o Comic Relief</li> <li>o Easter</li> </ul>	<ul style="list-style-type: none"> <li>o Stephen Lawrence Day</li> <li>o Ramadan</li> <li>o Eid</li> </ul>	<ul style="list-style-type: none"> <li>o Sports Days</li> </ul>
 <p><b>Maths</b></p>	<p>Introduce Numicon shapes</p> <p>Ordering</p> <p>Shape patterns and Shapes</p> <p>Subitising</p> <p>Getting to Know you just Like me!</p>	<p>Number ideas &amp; numerals</p> <p>Shapes and ordering number rods</p> <p>Find how many by grouping</p> <p>It's me 1,2,3</p> <p>Light and Dark</p>	<p>Adding</p> <p>Adding 1 more</p> <p>Finding the difference</p> <p>Alive in 5</p> <p>Growing 6,7,8</p>	<p>Taking away</p> <p>Doubling &amp; halving</p> <p>Subtracting 1</p> <p>Building 9 and 10</p> <p>Consolidation</p>	<p>Halving &amp; sharing</p> <p>How many more?</p> <p>How many fewer?</p> <p>Adding parts and wholes</p> <p>To 20 and beyond</p> <p>First, Then and Now</p>	<p>Subtracting parts and wholes</p> <p>Adding, subtracting &amp; numberlines</p> <p>Teen numbers, adding and subtracting facts</p> <p>Find my pattern</p> <p>On the Move</p>
 <p><b>UTW</b></p>	<p>Talk about own family, customs and traditions.</p> <p>How we have changed since we were babies</p> <p>Talk about how to stay healthy/oral hygiene/healthy diet etc</p>	<p>Explore wider world – Look at space, planets, light and dark.</p> <p>Identify land and water.</p>	<p>What can we do to take care of the world we live in?</p> <p>Making sense of environments and habitats.</p>	<p>Visits from Nurse/Dentist/Firefighter</p> <p>Stranger danger – how to stay safe</p> <p>How will recycling help our world</p> <p>Significant nurses from the past</p>	<p>Changes in living things</p> <p>Seasons- weather</p> <p>Life cycles</p>	<p>Seasides - past and present</p> <p>Trasport - past and present</p> <p>Materials – floating and sinking</p>



 <p><b>EAD</b></p>	<p>Self portraits Joining in with songs and rhymes Donaldson songs Design a healthy packed lunch</p>	<p>Weaving with natural materials Design and make rockets Christmas songs</p>	<p>Edward Tingatinga silhouettes with patterns and watercolours  Learn African songs and drumming beats  Make hot chocolate</p>	<p>Paint with plasticine Role play different job roles Learns songs and rhymes about Fire Fighters/nurses etc Make stone soup</p>	<p>Henri Matisse – nature prints using poster paints and natural materials</p>	<p>Vincent Van Gogh – Finger print painting seascape in the style of artist.</p>
 <p><b>Physical development</b></p>	<p>Co-operation games i.e. parachute games</p>	<p>Ball skills – throwing and catching</p>	<p>Ball skills – aiming, dribbling, pushing throwing &amp; catching</p>	<p>Balance – move with confidence Dance/moving to music</p>	<p>Obstacle activities – moving over, under, through and around equipment</p>	<p>Races/Team games</p>

